



 Copyswede



Transparency Report 2024

We will create a richer cultural life together

Copyswede is a copyright organisation that plays a key role in the economic ecosystem for Swedish cultural life. Our broad and effective licensing solutions for use of AV material ensure the remuneration of creators of culture. We also administer the Swedish private copying levy system.

There may be hundreds of rightholders – actors, scriptwriters, directors, musicians, visual artists and many more – who are entitled to remuneration from just one television production. Our objective is to offer blanket licences through Copyswede to make it easier for different operators to use television, radio and other AV material in different contexts. We also ensure that rightholders are remunerated for the private copying that is carried out.

Copyswede is a cooperative economic association comprising 14 organisations involved in the creation of culture that cooperate closely to make this possible through collective rights management. We have a general office to help us, which coordinates, licenses and distributes revenues to rightholders.

This is how we work on a daily basis to further enrich Sweden's cultural life.

The text marked in blue relates to the additional revenue settlement service for individual rightholders.

Contents

Legal Structure

| | |
|--|---|
| Member organisations | 3 |
| Board of Directors | 3 |
| Management team | 3 |
| Cooperating organisations | 3 |
| Cooperation with foreign organisations | 3 |
| Membership of other organisations | 3 |
| Supervision | 3 |

Information about our Licences

| | |
|--------------------------------------|---|
| Licensing and collection of revenues | 4 |
| Categories and areas of use | 4 |

Financial Information

| | |
|-------------------------------------|---|
| Use of rights | 4 |
| Plan for the collection of revenues | 4 |

| | |
|--|---|
| Plan for the disbursement of revenues | 5 |
| Deviations from the annual disbursement plan | 5 |
| Overheads and use of resources | 5 |

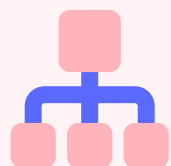
Information about the Principles for Distribution of Revenues

| | |
|--|---|
| Our core operation | 7 |
| Distribution of revenues to rightholders | 7 |
| Accounting policies | 7 |
| Deduction for negotiation work | 7 |
| Provision for documentaries | 7 |

Additional Individual Settlement Services

| | |
|---------------------------------------|---|
| Settlement to individual rightholders | 9 |
| Principles for individual settlement | 9 |

| | |
|----------------------|----|
| Breakdown in Numbers | 10 |
|----------------------|----|

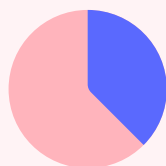


3

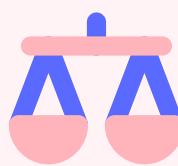
Legal Structure



4

Information about
our Licences


4

Financial
Information


7

Information about the
Principles for Distribution
of Revenues


9

Additional Individual
Settlement Services


10

Breakdown
in Numbers

Transparency Report, Copyswede Economic Association, 2024

This Transparency Report is part of the annual reporting that together with the Annual Report provides an insight into the financial flows characterising a collective management organisation such as Copyswede and has been prepared in accordance with the Act on Collective Management of Copyright (2016:977).

Additional information is provided in this report about the management of the rightholders' funds – information about where the money comes from and where it goes, information about funds not yet disbursed and deductions made from the revenues to fund the operation.

Copyswede is a non-profit organisation, whose overall purpose emanates from our fourteen member organisations. The remit to manage these funds on behalf of our members involves a great responsibility, which makes this report important both for us as an organisation and for our members.

Legal Structure

We are a collective management organisation that was established in 1982. We are owned by fourteen organisations involved in the creation of culture – our member organisations – that all represent Swedish authors and performers. The operation is conducted in the form of a non-profit economic association. We license and collect revenues on behalf of our members for the reuse of television and radio, as well as collecting pri-

vate copying levies, and then distribute revenues in accordance with our distribution agreements.

Member organisations

Our members are the Visual Copyright Society in Sweden, the Writers Guild of Sweden, the Artists' Association of Sweden, the Swedish Association of Educational Writers, the Nordisk Copyright Bureau (NCB), the Swedish Union for Performing Arts and Film, the Swedish Artists' and Musicians' Interest Organisation (SAMI), the Swedish Association of Professional Photographers, the Swedish Union of Journalists, the Swedish Musicians' Union, the Association of Swedish Illustrators and Graphic Designers, the Swedish Performing Rights Society (STIM), the Swedish Writers' Union and the Swedish Union of Professional Musicians (Symf).

We do not have any subsidiaries and nor do we control any other legal entity. Individuals cannot become members of our association.

Board of Directors (as at 31 December 2024)

Our Board of Directors ('Board') comprises seven members with expertise in agreements

relating to literary and dramatic works, the visual arts, performances by performing artists and copyright in the field of music. A list of our Board is provided in the Annual Report.

Management team

Our management team in 2024 comprised Mattias Åkerlind, CEO, Lars Grönquist, Chief Legal Officer, and Annette Stolt, CFO, pursuant to the Act on Collective Management of Copyright (2016:977).

Cooperating organisations

Our cooperation with Swedish Film & TV Producers (FRF), music producers in Sweden (International Federation of the Phonographic Industry, Sweden – IFPI) and also the cooperation organisation for television companies and broadcasters (Union of Broadcasting Organisations in Sweden – UBOS) makes it possible for us to offer comprehensive licensing solutions.

Cooperation with foreign organisations

We also represent rights to foreign television and radio, private copying levies, etc., through additional agreements with a number of or-

ganisations representing authors and performers in other countries. These organisations are AISGE (Spain), ALCS (United Kingdom), ASDACS (Australia), BECS (United Kingdom), Copydan (Denmark), DAMA (Spain), Directors UK (United Kingdom), IHM (Iceland), Kopiosto (Finland), LITA (Slovakia), Literar-Mechana (Austria), Norwaco (Norway), Screen Craft Rights (United Kingdom), SSA/Suissimage (Lichtenstein, Switzerland), SACD (Belgium, France, Luxembourg, Monaco), SCAM (Belgium, France, Luxembourg, Monaco), SGAE (Spain), VDFS (Austria), VEVAM (the Netherlands), VG Bild-Kunst (Germany) and VG Wort (Germany) and Zapa (Poland).

Membership of other organisations

We are members of the Society of Audiovisual Authors (SAA) and the Confédération Internationale des Sociétés d'Auteurs et Compositeurs (CISAC).

Supervision

We are subject to the supervision of a government authority, the Swedish Intellectual Property Office (PRV).

Download the
Transparency Report
and Annual Report:



Information about our Licences

Licensing and collection of revenues

We license the reuse of television and radio via various media and also administer the Swedish PCL system. We work on behalf of our member organisations to ensure that creators are remunerated for their copyright. We also have the remit to collect revenues within certain areas on behalf of producer organisations and television companies.

Rejection of request for the issue of a licence

We have not denied any licensing applications over the past year.

Categories and areas of use

Member organisations and collaborative partners can choose the scope of their management assignment. The rights we manage are broken down into categories, which in their turn are broken down into areas of use.

We manage two categories of rights:

- ▶ Use of rights in Sweden.
- ▶ Use of rights outside Sweden.

These categories are broken down into the following areas of use:

- ▶ Retransmission.
- ▶ Private copying levies (PCL).
- ▶ Other (DVD/VOD, Open Archive, etc.).

Financial Information

Use of rights

The aggregate funds that Copyswede has for distribution amounted to SEK 1,514 million at the end of the year; see Table 1, page 11.

SEK 1,327 million of these funds relate to use of rights in Sweden; see Table 2, page 12 while the remaining SEK 187 million relate to rights outside Sweden; see Table 3, Page 13.

Revenues are received annually from Copydan, Kopiosto and Norwaco for the retransmission of Swedish channels in each of these countries together with Swedish programmes used via each country's own channels. Revenues for the Swedish channels are distributed together with the Swedish collection; see Table 3, page 13.

SEK 1.8 billion in total was disbursed in 2024, of which 1.7 billion was for Swedish rightholders; see Table 4, Page 14, and 105 million was for foreign rightholders; see Table 5, page 15.

Retransmission

A preliminary payment on account of SEK 27.5 million has been disbursed to FRF for the year of use 2023, as the distribution agreement for retransmission in general was not ready in 2024; see Table 4, page 14.

Private copying levies

After a decade of negotiations and legal disputes with the electronics industry followed by extensive work for Copyswede's fourteen member organisations to agree on how revenues should be distributed, Copyswede's members

and collaborative partners reached an agreement in April 2024 on the distribution of just over SEK 1.4 billion for private copying levies from 2009 to 2020, that is to say the historical PCL debt for, for example, mobile phones, computers and tablets. Furthermore, the agreement covers private copying levies from 2021 to 2023, an additional SEK 800 million. The total amount that could be distributed for the period 2009 to 2023 is SEK 2.2 billion.

The 2.2 billion was split as follows: SEK 927 million for moving images, SEK 918 million for music, SEK 260 million for audio books and SEK 100 million for radio podcasts; see Table 6, page 16.

Approximately SEK 1.8 billion in total has been disbursed/put in a fund, of which SEK 74 million in 2023, SEK 1,722 million in 2024 and SEK 14 million that has been settled/put into a fund. Around SEK 395 million still needs to be settled/disbursed; see Table 6, page 16.

For the total amount of SEK 1,277 million for the audio component, SEK 1,134 million in total has been disbursed to member organisations and collaborative partners; see Table 7, page 17.

For the total amount of SEK 927 million for moving images, SEK 675 million in total has been disbursed to rightholders, member organisations and collaborative partners; see Table 8, page 18.

Disbursements have gone to member organisations, collaborative partners, organisations that have representation agreements with us and also directly to rightholders for those organisations on whose behalf we make individual

settlements. SEK 96 million of the SEK 395 million that is still to be settled/disbursed relates to podcasts, where a distribution agreement still needs to be reached.

SEK 46.7 million relates to audio book narrators, and also SEK 252 million to moving images which includes, among other things, settlement to individual rightholders.

There are no funds that cannot be distributed at the current time.

Plan for the collection of revenues

In Sweden

The use of rights for retransmission in Sweden is invoiced every six months, approximately three months after the end of each six-month period.

Importers and retailers are invoiced monthly for PCL based on reported sold products that could be used for private copying. No PCL needs to be disbursed if a company only sells products to other companies that use these within their operation.

Other use is invoiced once or twice per year depending on type of use and agreement.

Outside Sweden

Revenues for use of Swedish rights in other Nordic countries are received following reporting by our Nordic sister organisations. This is normally done approximately six months after the end of the year of use. Revenues for Swedish channels from the Nordic countries are added to the Swedish collected revenues for use in Sweden for the relevant year of use.

Revenues from organisations outside the Nordic countries for different types of use in each country are received on an ongoing basis during the year. These revenues normally include information about the production to which the use relates and also which individual rightholder is to have the revenue.

Plan for the disbursement of revenues

The distribution of revenues is broken down into four categories that are kept separate and disbursed at different times throughout the year, in some cases starting as early as during the collection year itself and otherwise starting no later than nine months from the end of the financial year after collection was made:

1. Revenues that we keep separate for sister organisations within the Nordic countries and also for member organisations with their own distribution system.
2. Revenues that we settle individually and disburse to individual rightholders as an additional service on behalf of certain member organisations.
3. Revenues that we settle individually as an additional service on behalf of certain member organisations but that are transferred to the member organisation that in its turn disburses it to the individual rightholder.
4. Revenues that we keep separate for organisations with which we have representation agreements outside the Nordic countries.

Timepoints for disbursement

- **May:** disbursement to UBOS, FRF and YLE of retransmission revenues collected during the autumn of the previous year, and also PCL for the previous year.
- **June/July:** disbursement to Nordic organisations of retransmission revenues and private copying levies as of the end of the immediately preceding calendar year/year of use.
- **June/July:** disbursement to STIM/SAMI/IFPI of their share of revenues collected as of the end of the immediately preceding year of use.
- **September:** the first disbursement to individuals, which we arrange on behalf of certain member organisations relating to retransmission and PCL in Sweden, normally starts no later than September for collections from the previous year. This also includes revenues from Nordic cooperating organisations relating to Swedish channels that were received in June of the current year. This is no later than nine months after the expiry of the year of use.
- Revenues for organisations outside the Nordic countries with which we have representation agreements are transferred to each organisation **during the autumn**.
- **November/December:** disbursement to UBOS, FRF and YLE of retransmission revenues collected during the spring of the current year.
- Revenues received from organisations outside the Nordic countries with which we have representation agreements are normally disbursed **no later than three months after they are collected** provided we have complete personal data so that a disbursement can be made.

- **Monthly:** Supplements of individual payments are made every month.
- **Annually:** Revenues for **DVDs and audio books** are calculated once per year and disbursed to individual rightholders together with normal monthly disbursements.

Deviations from the annual disbursement plan

Overall reason for outstanding debt

Reasons for the outstanding debt of SEK 1,514 million to rightholders not yet having been disbursed are first that there were no distribution agreements and second that the revenue had been distributed to rightholders but has not yet been disbursed, and also that approximately SEK 500 million of collections in 2024 will not be distributed until 2025 as planned; see Table 9, page 19, and Table 10, page 19.

Retransmission

An approved agreement from all of the relevant organisations needs to be in place in order to be able to distribute revenue. There is a closing liability of SEK 523 million for retransmission. It was not possible to disburse the revenues for retransmission in their entirety for the broadcast year 2022 as distribution agreements were being reviewed. After the end of the financial year, a decision was made to distribute 80 per cent of this revenue to member organisations and to individual rightholders in accordance with the distribution proposed previously.

This means that, apart from an on account payment to FRF, no retransmission revenues for SVT's and TV4's channels for the years of use 2022 and 2023 were distributed or settled in 2023 and 2024 in accordance with the normal disbursement plan.

Private copying levies

SEK 96 million of the SEK 395 million that is still to be settled/dispensed relates to podcasts, where a distribution agreement still needs to be reached.

SEK 46.7 million relates to audio book narrators, and also SEK 252 million to moving images which includes, among other things, settlement to individual rightholders.

Other

Intensive work was carried out in 2024 to conclude distribution agreements and disburse revenues for previous years of use for other areas in Sweden such as, for example, UR and Open Archive. Approximately SEK 15.3 million of funds collected prior to 2024 had been disbursed before 2024; see Table 2, page 12. The work to catch up with previous collection years and also develop more efficient distribution and settlement methods will continue in 2025.

Overheads and use of resources

We only have operational and financial costs for our management of rights. We do not perform any other kind of service. No deductions were made for social, cultural or education services in 2024. According to a board decision, finance net was allocated to each collection category where the disbursements have not started with a balance exceeding SEK 3 million per year and will thereby benefit the rightholders.

Total operating costs, including tax expense in 2024, amounted to SEK 41 million.

SEK 7.4 million of this relates to costs for individual settlement and disbursement costs and the remaining SEK 33.3 million to other focus areas,

which will be allocated in 2025 and 2026 in conjunction with settlements being made at a group and an individual level.

The cost deduction reported in 2024 relates to operating costs primarily accrued over the previous financial year.

Model for allocation of direct and indirect costs

We allocate costs using different focus areas such as, for example, 'retransmission of Swedish channels' and 'individual settlement'. Direct and indirect costs are allocated to these focus areas where they are subsequently charged to the various resources (revenues) as a deduction. Direct costs, such as for example attorney fees for disputes relating to PCL, are allocated in their entirety to the focus area 'PCL' and charged to the collection for PCL.

Other costs, such as for example rental charges, are indirect costs. Our largest type of cost was employee benefit expenses, which amounted to around SEK 24.7 million. Employee benefit expenses are allocated to the various focus areas during the budget process. The share of employee benefit expenses

for each focus area is then used as a key when allocating indirect costs, such as for example rental charges, to the different focus areas. The budget is decided by the Board.

Use of resources

Deductions for both direct and indirect costs are primarily made from the resources (revenues) collected from the licensing of retransmission in Sweden and the Nordic countries, and also from PCL. For some collections, such as revenues for, for example, Open Archive, audio books and DVDs, an estimated deduction is made for working hours and any direct costs relating to the use. In those cases where there is a direct cost for a collection, a deduction is made for this.

Costs for the focus area 'individual settlement of revenues' are only charged to the amount available for individual settlement. The only deduction made for costs in respect of resources (revenues) collected through representation agreements with organisations outside the Nordic countries are the bank charges on deposits from each organisation. Otherwise no deductions are made, and the

● Relates to additional settlement service for individual rightholders

revenue is distributed in its entirety in accordance with the distribution for each rightholder that we received from each organisation.

Deductions for costs are primarily made from retransmission and PCL collections. Costs accrued during a financial year area are charged to the various resources as a deduction in the immediately following year depending on the level at which the distribution work is being carried out, the type of distribution and the collaborative partner involved that will cover the costs.

Some of the costs relating to individual settlement and disbursement costs that were accrued during the year will normally be charged to the settlement for the current year. Owing to a deviation from the timetable in 2024 (see above), the accrued costs relate primarily to broadcast years 2022 and 2023.

SEK **1,807** m


was disbursed to rightholders in 2024; see Table 1, page 12, of which SEK 37.2 million to individual rightholders.

SEK **497** m

in total was collected in 2024.

8.25 %

The cost of our administrative work in 2024 was 8.25 per cent of the turnover.



Information about the Principles for Distribution of Revenues

Our core operation

We licence, collect and distribute revenues on behalf of our member organisations. Revenues are distributed in accordance with distribution agreements that are approved annually by the relevant organisations according to the principle of consensus.

We also collect and distribute revenues on behalf of our collaborative partners in accordance with given distribution agreements. Distribution decisions result in a percentage share for each rightholder group.

Each organisation is subsequently responsible for revenues being settled individually and disbursed to the individual rightholders in their sphere – both to own members and rightholders without representation. Here, some member organisations choose to use our additional services; see also 'Additional Individual Settlement Services' on page 9.

Distribution of revenues to rightholders

Revenues for retransmission and PCL are distributed at three levels:

- **Level 1:** separation of revenues at collaborative partner level.
- **Level 2:** distribution of revenues to each rightholder group and separation to member organisations with their own distribution system.

- **Level 3:** settlement of individual revenues that are either disbursed directly by us or via a member organisation; see also 'Additional Individual Settlement Services' on page 9.

We use our settlement and works database, which contains information about television programmes (transmission data) and participants' contributions, for distributing retransmission revenues or private copying levies.

Distribution to collaborative partners

When funds are distributed to collaborative partners (Level 1), a deduction is only made for collection costs for retransmission and PCL, and this is deferred for one year. Costs accrued in 2023 relate to the year of use 2023 and are charged to the funds collected between 2023 and 2024, which are disbursed to the relevant collaborative partners in 2024. Any funds that remain following disbursement to collaborative partners are passed on for distribution to rightholder groups.

Distribution to rightholder groups

In the case of distribution to rightholder groups (Level 2), a deduction is also made for the costs of, for example, our own development issues. As above, there is a deferment of one year before funds are transferred to the relevant member organisations.

Settlement to individual rightholders

Remaining funds are subsequently settled on behalf of certain member organisations on to individual rightholders (Level 3) who participated in the various productions. See also 'Additional Individual Settlement Services' on page 9.

Accounting policies

Reporting of overheads

Overheads are reported for each area of use. Since 2024, overheads for PCL have been reported for each disbursement to a respective counterparty with their own distribution system, though not at the level of rightholders. For retransmission, overheads up to and including the broadcast year 2021 were not reported at the time of disbursement. This is because a cost deduction is made before funds are distributed to a counterparty. A review of the allocation model for retransmission will be conducted in 2025 with the aim of imitating that done for PCL.

Collection for each year of use

As the reporting and management of revenues are currently based on the television programmes' broadcast year, we cannot currently monitor the amount of the revenue that can be derived to a specific collection year. System support has been developed for reporting by collection year and this has started to be implemented. For this reason, only 'funds disbursed during the year' are reported by collection year; see Table 11, page 20.

Although we collect revenues for the retransmission of Swedish and foreign channels over two collection years, these relate to the same year of use. In order to distribute a year of use, for example 2024, collections from 2024 and 2025 are added together. Amounts collected for 2024 are largely reported as having been collected in 2024 as the collection started in 2024 and it is not currently possible to separate these systematically.

● Relates to additional settlement service for individual rightholders

Collections received via representation agreements in 2024 are reported as having been collected in 2024, regardless of the year of use to which they relate. These funds are specified per person or per production and are disbursed separately.

Deduction for negotiation work

The Writers Guild of Sweden, Swedish Musicians' Union and Swedish Union for Performing Arts and Film have decided to make a deduction of five per cent from their groups' respective shares of various revenues for the negotiation work conducted within the framework of each member organisation's operation:¹⁾

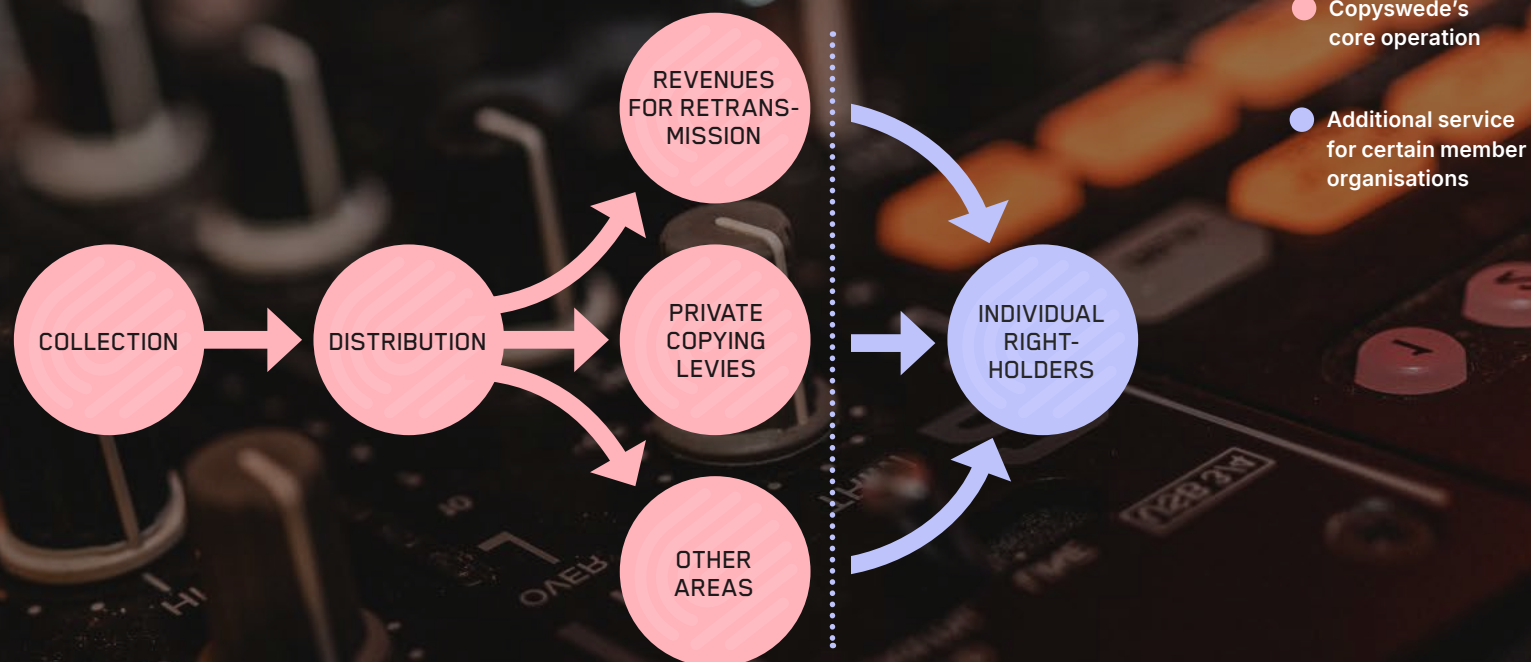
| Organisation | Amounts in SEK |
|--|------------------|
| Writers Guild of Sweden | 1,975,543 |
| Swedish Writers' Union | 300,151 |
| Swedish Musicians' Union | 965,809 |
| Swedish Union for Performing Arts and Film | 125,212 |
| Total | 3,366,715 |

¹⁾ According to a decision made by each member organisation; see Table 4, page 14.

Provision for documentaries

A provision of SEK 75,000 has been made for Association of Independent Filmmakers in respect of rightholders in documentaries.

Distribution of Revenues



Terminology

| Term | Explanation | Term | Explanation |
|-----------------------|--|--------------------------|--|
| Allocate | Distribute revenues or costs | PCL | Private copying levies |
| Settle | General term for calculating the proportion that either an organisation or individual rightholder should receive | Representation agreement | Agreement with foreign organisations |
| Distribute | Allocate revenue to a rightholder group | RH | Rightholder |
| Individual settlement | Allocation to an individual rightholder | Financial year | 1 January to 31 December |
| Collect | Receive payment from customers or organisations | Broadcast year | The year a production is broadcast/provided |
| Collection year | The year in which the revenue was collected | Attribute | Distribute revenue |
| License | Come to an agreement regarding use with user | Year of disbursement | The year in which the revenue is disbursed to an organisation or rightholder |
| Year of use | The year a production is broadcast/provided, i.e., when the revenue was generated | | |

● Relates to additional settlement service for individual rightholders

Additional Individual Settlement Services

We offer to take care of individual settlement on behalf of individual member organisations for those member organisations without their own distribution and/or disbursement system. We currently offer two additional service options.

- ▶ Individual settlement and disbursement of revenues directly to individual rightholders.
- ▶ Individual settlement of revenues to individual rightholders, but where the member organisation itself disburses the revenues to rightholders under their own auspices.

Settlement to individual rightholders

A deduction is also made for individual settlement and disbursement costs when settling revenues to individual rightholders (Level 3). Some of this deduction is made during the current year and the remainder is deferred for one year. Costs accrued in 2024 primarily relate to the years of use 2022 and 2023 and are charged to the funds collected between 2022 and 2024, which are normally disbursed to rightholders from 2023 to 2025. There is a delay in distribution and settlement for collections made between 2022 and 2024, primarily retransmission for 2022 and 2023; see the section about deductions above.

Disbursements in 2024 have primarily been made for PCL but also for revenues via representation agreements, UR, Open Archive and DVDs. As there were no distribution agreements relating to retransmission in 2024, no individual settlements have been disbursed.

A certain part of the costs relating to individual settlement that accrued in 2024 will be allocated to the years of use 2022 and 2023, which will not be disbursed to the rightholders until 2025.

This means that a certain portion of the costs accrued during the year has not yet been allocated to the resource to which they should be charged, but these funds will not be allocated until 2025.

Principles for individual settlement

Information about works and participants

We annually compile and manage information in our distribution and works database about what has been broadcast or used and which rightholders participated in each production.

There are three stages to the individual settlement of revenues:

- ▶ Compilation of broadcast data for relevant year of use.
- ▶ Compilation of participants in all productions.
- ▶ Compilation of personal data for all participants.

Our settlement and works database, which contains information about television programmes and participants, is used for the settlement of retransmission revenues or private copying levies.

Collection of data

The individual settlement service includes collecting data about those participating in various programmes. Thus the individual rightholder is not required to register.

Drive to encourage individual settlement

As far as possible, revenues collected are settled individually as long as this is financially justifiable.

The minimum amount for an individual payment is SEK 100. Amounts below SEK 100 are allocated to the individual and disbursed as soon as the total amount for various revenues amounts to SEK 100.

Funds that cannot be allocated to an individual when the first individual settlement is made for use are put into a fund for allocation at a later date.

Equal treatment

All rightholders are treated equally regardless of organisation affiliation or nationality. Both members and non-members of our member organisations are treated equally.

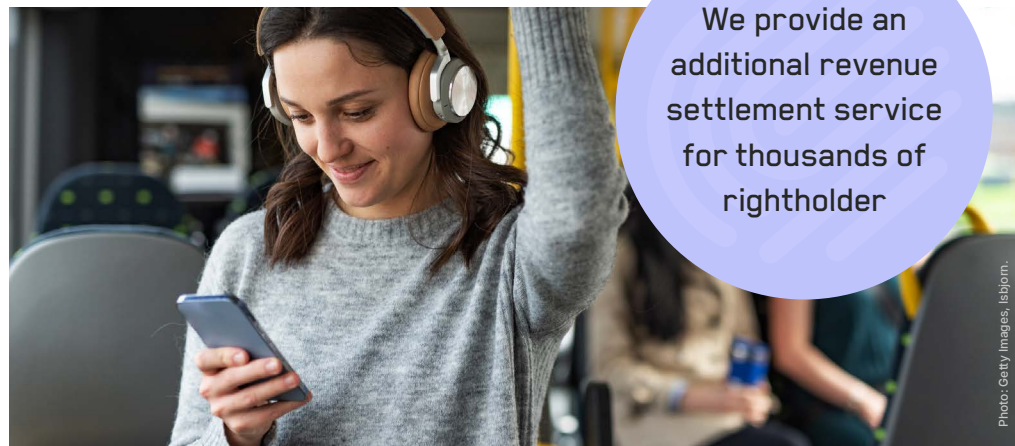
Funds

A certain portion of our revenue is normally put into a fund for disbursement at a later date for matters that have not yet been finalised and also to meet any claims for revenues from rightholders that were not included in the settlement supporting information for some reason.

Period of limitation

According to the Copyright Act, the period of limitation for future claims in respect of retransmission revenues is three years after the year in which the work was used although, we apply five years in practice. The period of limitation for future claims in respect of private copying levies is ten years. No funds had been reversed in 2024.

Individually calculated revenues of all kinds that could not be disbursed for various reasons are only time-barred after ten years.



We provide an additional revenue settlement service for thousands of rightholder

Breakdown in Numbers

Financial Information about Revenues to Rightholders and Organisations

SEK 1,807 m
was disbursed
in 2024

1) Analysis of 'rights' category

The aggregate funds for these areas amounted to SEK 1,514 million at the end of the year. Costs accrued, which amounted to SEK 69 million up to and including 2024, will be charged to these funds. These costs will be allocated to each category and area of use when distribution agreements have been established and settlement starts. The closing liability was SEK 1,445 million taking account of costs accrued.

| Analysis of 'rights' category (SEK '000) | Gross collected on behalf of RH, incl. finance net | Cost deduction | Attributed to RH | Disbursed to RH and organisations | Overheads for the year, incl. tax |
|---|---|----------------|------------------|--------------------------------------|--------------------------------------|
| Use of rights in Sweden | 506,390 | -75,237 | -24,619 | -1,791,949 | |
| Use of rights outside Sweden | 55,822 | -2,461 | 0 | -15,316 | |
| Total collected ¹⁾ | 562,212 | -77,697 | -24,619 | -1,807,265 | -41,035 |

| Analysis of 'rights' category (SEK '000) | Opening Liability to RH 1 January 2024 | Collected on behalf of RH, incl. finance net | Cost deduction | Attributed to RH | Disbursed to RH and organisations | Closing liability to RH 31 December 2024 |
|---|---|---|----------------|------------------|--------------------------------------|---|
| Use of rights in Sweden | 2,712,572 | 506,390 | -75,237 | -24,619 | -1,791,949 | 1,327,157 |
| Use of rights outside Sweden | 149,266 | 55,822 | -2,461 | 0 | -15,316 | 187,311 |
| Total collected | 2,861,838 | 562,212 | -77,697 | -24,619 | -1,807,265 | 1,514,468 |

| Liability to RH as at 31 December 2023 (SEK '000) | Collected, not yet distributed | Distributed, not yet disbursed | Cannot be distributed | Total |
|--|-----------------------------------|-----------------------------------|--------------------------|------------------|
| Use of rights in Sweden | 1,246,934 | 80,224 | 0 | 1,327,157 |
| Use of rights outside Sweden | 172,251 | 15,060 | 0 | 187,311 |
| Total collected | 1,419,185 | 95,284 | 0 | 1,514,468 |

¹⁾ Total collected' comprises revenues of SEK 496.7 m invoiced for the year + finance net of SEK 63.2 m + cost deduction made by foreign organisations.

2) Analysis of use in Sweden

| Analysis of funds collected in Sweden during the financial year 2024 (SEK '000) | Opening Liability 1 January 2024 | Collected during the year and also finance net | Cost deduction allocated | Attributed to rightholders | Disbursed to RH and organisations | Closing liability 31 December 2024 |
|--|----------------------------------|--|--------------------------|----------------------------|-----------------------------------|------------------------------------|
| Retransmission | 416,142 | 187,650 | -2,183 | -25,028 | -53,552 | 523,028 |
| PCL | 2,228,765 | 299,523 | -72,064 | -249,958 | -1,518,312 | 687,953 |
| Other | | | | | | |
| Videos/DVDs | 2,690 | 117 | -46 | 0 | -1,417 | 1,343 |
| Audio books | 1,685 | 0 | 0 | 250,003 | -203,350 | 48,338 |
| Hospital recordings | 6 | 0 | 0 | 0 | 0 | 6 |
| Open Archive | 31,251 | 8,893 | -202 | 364 | -3,896 | 36,410 |
| UR | 30,451 | 9,833 | -742 | 0 | -11,421 | 28,121 |
| HKF (Merchant Fleet Culture and Leisure Council), Swedish Centre for Architecture and Design | 1,334 | 375 | 0 | 0 | 0 | 1,709 |
| School recordings | 247 | 0 | 0 | 0 | 0 | 248 |
| Total, Other | 67,665 | 19,218 | -990 | 250,367 | -220,084 | 116,176 |
| Total | 2,712,572 | 506,390 | -75,237 | -24,619 | -1,791,949 | 1,327,157 |

3) Analysis of use outside Sweden

| Analysis of funds to foreign organisations during the financial year 2024 for retransmission, PCL and other (SEK '000) | Opening liability, 1 January 2024 | Gross collections over the year for retransmission of Swedish programmes, channels and PCL, incl. finance net | Deduction according to the organisation's settlement | Net collections over the year for retransmission of Swedish programmes, channels and PCL and also finance net | Attributed to RH | Cost deduction allocated | Disbursed to RH and organisations | Closing liability, 31 December 2024 |
|--|-----------------------------------|---|--|---|------------------|--------------------------|-----------------------------------|-------------------------------------|
| AISGE (Spain) | 389 | 386 | -39 | 348 | 0 | 0 | -34 | 702 |
| ALCS (United Kingdom) | -40 | 180 | -13 | 167 | 0 | 0 | -244 | -117 |
| ASDACS (Australia, New Zealand) | 3 | 0 | 0 | 0 | 0 | 0 | 0 | 3 |
| BECS (United Kingdom) | 256 | 0 | 0 | 0 | 0 | 0 | -5 | 251 |
| Copydan (Denmark) ¹⁾ | 20,020 | 13,701 | -1,298 | 12,403 | 0 | 0 | -1,498 | 30,926 |
| DAMA (Spain) | 0 | 0 | 0 | 0 | 0 | 0 | 0 | 0 |
| Directors UK (United Kingdom) | 7 | 136 | -14 | 123 | 0 | 0 | -122 | 8 |
| IHM (Iceland) | 534 | 0 | 0 | 0 | 0 | 0 | 0 | 534 |
| Kopioisto (Finland) ¹⁾ | 76,721 | 15,212 | 0 | 15,212 | 0 | 0 | 0 | 91,934 |
| LITA (Slovakia) | 2 | 0 | 0 | 0 | 0 | 0 | 0 | 2 |
| Literar-Mechana (Austria) | 10 | 27 | 0 | 27 | 0 | 0 | -33 | 5 |
| Norwaco (Norway) ¹⁾ | 37,183 | 17,276 | 0 | 17,276 | 0 | 0 | -5,601 | 48,858 |
| SACD and SCAM (Belgium, France, Luxembourg, Monaco) | 861 | 8 | -1 | 7 | 0 | 0 | -13 | 855 |
| Screen Craft Rights (United Kingdom) | 0 | 0 | 0 | 0 | 0 | 0 | 0 | 0 |
| Screen Right (Australia and New Zealand) | 0 | 89 | -23 | 67 | 0 | 0 | -38 | 29 |
| SGAE (Spain) | 867 | 0 | 0 | 0 | 0 | 0 | 0 | 867 |
| Suissimage (Lichtenstein, Switzerland) | 1,192 | 452 | 0 | 452 | 0 | 0 | -1,278 | 366 |
| VdFS (Austria) | 106 | 672 | -269 | 403 | 0 | 0 | -374 | 135 |
| VEVAM (the Netherlands) | 1,234 | 1,253 | -125 | 1,128 | 0 | 0 | -1,076 | 1,286 |
| VG Bild-Kunst (Germany) | 8,654 | 5,991 | -679 | 5,312 | 0 | 0 | -5,000 | 8,966 |
| VG Wort (Germany) | 1,266 | 436 | 0 | 436 | 0 | 0 | 0 | 1,702 |
| UBOS | 0 | 0 | 0 | 0 | 0 | 0 | 0 | 0 |
| YLE (Finland) | 0 | 0 | 0 | 0 | 0 | 0 | 0 | 0 |
| Total | 149,266 | 55,822 | -2,461 | 53,361 | 0 | 0 | -15,316 | 187,311 |

¹⁾ Funds collected for use of rights in the Nordic countries relating to Swedish channels are attributed to rightholders in conjunction with funds being added to use of rights in Sweden.

4) Disbursement to Swedish organisations and individual rightholders

Disbursements have been made to the following Swedish organisations and individual rightholders, broken down by area of use.

| Analysis of amounts paid to Swedish organisations and RH, (SEK '000) | PCL, audio and moving images | Retransmission, Swedish and foreign channels | Other, DVDs | Other, UR | Other, Open Archive | Provision for negotiation work, etc., DVDs, UR, retransmission and also Norwegian PCL | Total |
|--|------------------------------|--|-------------|--------------|---------------------|---|------------------|
| Visual Copyright Society in Sweden | 2,910 | 118 | 0 | 2,202 | 105 | 0 | 5,335 |
| Writers Guild of Sweden | 2,862 | 0 | 0 | 0 | 295 | 1,976 | 5,133 |
| Swedish Film & TV Producers | 385,459 | 38,472 | 0 | 0 | 0 | 0 | 423,931 |
| Swedish Writers' Union | 120,355 | 0 | 0 | 0 | 23 | 300 | 120,678 |
| Swedish Publishers Association | 83,379 | 0 | 0 | 0 | 0 | 0 | 83,379 |
| IFPI | 288,384 | 0 | 0 | 1,106 | 0 | 0 | 289,490 |
| Swedish Union of Journalists | 310 | 0 | 0 | 0 | 40 | 0 | 350 |
| Swedish Association of Educational Writers | 0 | 0 | 0 | 0 | 2 | 0 | 2 |
| Swedish Musicians' Union | 0 | 0 | 0 | 0 | 0 | 966 | 966 |
| Oberoende filmares förbund | 0 | 75 | 0 | 0 | 0 | 0 | 75 |
| SAMI | 312,618 | 359 | 0 | 937 | 0 | 0 | 313,915 |
| Swedish Union for Performing Arts and Film | 42,253 | 1,541 | 883 | 356 | 373 | 125 | 45,532 |
| STIM | 374,327 | 0 | 0 | 1,250 | 564 | 0 | 376,140 |
| Swedish Union of Professional Musicians | 0 | 0 | 0 | 0 | 70 | 0 | 70 |
| Total organisations | 1,612,857 | 40,564 | 883 | 5,851 | 1,472 | 3,367 | 1,664,994 |

| Individual rightholders, disbursed via Copyswede (SEK '000) | PCL, audio and moving images | Retransmission, Swedish and foreign channels | Other, DVDs | Other, UR | Other, Open Archive | Total |
|--|------------------------------|--|--------------|---------------|---------------------|------------------|
| Artists, dancers, costume designers actors and set designers | 1,102 | 355 | 0 | 3,503 | 928 | 5,888 |
| Visual creators | 0 | 0 | 1 | 0 | 0 | 1 |
| Playwrights | 12,934 | 1,758 | 486 | 1,025 | 1,392 | 17,595 |
| Cinematographers, editors and directors | 3,515 | 3,415 | 0 | 328 | 23 | 7,281 |
| Writers | 2,575 | 653 | 0 | 530 | 0 | 3,757 |
| Musicians | 1,957 | 573 | 15 | 83 | 81 | 2,709 |
| Total, individual rightholders | 22,083 | 6,752 | 502 | 5,470 | 2,424 | 37,231 |
| Total organisations and individual rightholders | 1,634,940 | 47,317 | 1,385 | 11,320 | 3,896 | 1,702,225 |

5) Disbursements to foreign organisations

Disbursements have been made the following foreign organisations, broken down by area of use.

| Analysis of funds to foreign organisations during the financial year 2024 for retransmission, PCL and other (SEK '000) | Disbursed by Copyswede for retransmission of channels foreign programmes and PCL | Disbursed for PCL | Disbursed for retransmission of channels and foreign programmes | Total |
|--|--|-------------------|---|----------------|
| AISGE (Spain) | 99 | 99 | 0 | 99 |
| ALCS (United Kingdom) | 10,081 | 10,081 | 0 | 10,081 |
| ASDACS (Australia, New Zealand) | 0 | 0 | 0 | 0 |
| BECS (United Kingdom) | 13,874 | 13,874 | 0 | 13,874 |
| Copydan (Denmark) | 4,490 | 4,490 | 0 | 4,490 |
| DAMA (Spain) | 0 | 0 | 0 | 0 |
| Directors UK (United Kingdom) | 8,428 | 8,428 | 0 | 8,428 |
| IHM (Iceland) | 416 | 416 | 0 | 416 |
| Kopioisto (Finland) | 1,764 | 1,764 | 0 | 1,764 |
| LITA (Slovakia) | 0 | 0 | 0 | 0 |
| Literar-Mechana (Austria) | 54 | 54 | 0 | 54 |
| Norwaco (Norway) | 5,129 | 5,129 | 0 | 5,129 |
| SACD and SCAM (Belgium, France, Luxembourg, Monaco) | 0 | 0 | 0 | 0 |
| Screen Craft Rights (United Kingdom) | 1,433 | 1,433 | 0 | 1,433 |
| Screen Right (Australia and New Zealand) | 0 | 0 | 0 | 0 |
| SGAE (Spain) | 0 | 0 | 0 | 0 |
| Suissimage (Lichtenstein, Switzerland) | 44 | 44 | 0 | 44 |
| VdFS (Austria) | 82 | 82 | 0 | 82 |
| VEVAM (the Netherlands) | 24 | 0 | 24 | 24 |
| VG Bild-Kunst (Germany) | 802 | 802 | 0 | 802 |
| VG Wort (Germany) | 823 | 823 | 0 | 823 |
| UBOS | 57,329 | 43,869 | 13,460 | 57,329 |
| YLE (Finland) | 166 | 0 | 166 | 166 |
| Total | 105,039 | 91,389 | 13,650 | 105,039 |

6) Historical PCL debt (2009–2020), 2021–2023

| Year | Collected, incl. interest 2021 to 2024 | Deduction for costs | Can be distributed | Moving images | Audio, music | Audio, books | Audio, radio podcasts | Disbursed/put into a fund individual settlement up to and incl. 2024 ¹⁾ | Still to besettled/ disbursed as at 31 December 2024 |
|--------------|--|------------------------|-----------------------|------------------|-----------------|-----------------|--------------------------|--|--|
| 2023 | 248,324 | -17,567 | 230,757 | 97,089 | 95,991 | 28,877 | 8,799 | 177,928 | 52,829 |
| 2022 | 300,180 | -18,614 | 281,566 | 118,460 | 117,137 | 35,234 | 10,735 | 216,875 | 64,691 |
| 2021 | 300,658 | -16,836 | 283,821 | 119,405 | 118,081 | 35,515 | 10,821 | 247,658 | 36,164 |
| 2020 | 216,048 | -2,534 | 213,514 | 89,773 | 88,896 | 24,360 | 10,485 | 192,753 | 20,761 |
| 2019 | 196,251 | -2,316 | 193,935 | 81,541 | 80,744 | 22,126 | 9,524 | 175,209 | 18,726 |
| 2018 | 217,315 | -2,568 | 214,747 | 90,292 | 89,409 | 24,501 | 10,546 | 172,019 | 42,728 |
| 2017 | 178,163 | -2,193 | 175,970 | 73,987 | 73,264 | 20,077 | 8,642 | 141,592 | 34,378 |
| 2016 | 156,064 | -1,982 | 154,082 | 64,785 | 64,151 | 17,580 | 7,567 | 123,950 | 30,132 |
| 2015 | 142,720 | -1,843 | 140,877 | 59,232 | 58,654 | 16,073 | 6,918 | 112,597 | 28,280 |
| 2014 | 123,872 | -1,723 | 122,149 | 51,358 | 50,856 | 13,936 | 5,998 | 97,626 | 24,523 |
| 2013 | 74,348 | -939 | 73,409 | 30,865 | 30,564 | 8,375 | 3,605 | 58,874 | 14,535 |
| 2012 | 42,910 | -445 | 42,465 | 17,854 | 17,680 | 4,845 | 2,085 | 34,075 | 8,390 |
| 2011 | 25,409 | -263 | 25,146 | 10,574 | 10,468 | 2,869 | 1,235 | 18,888 | 6,258 |
| 2010 | 35,722 | -370 | 35,351 | 14,864 | 14,718 | 4,033 | 1,736 | 26,647 | 8,704 |
| 2009 | 16,946 | -176 | 16,770 | 7,051 | 6,982 | 1,913 | 824 | 12,611 | 4,159 |
| Total | 2,274,929 | -70,369 | 2,204,560 | 927,130 | 917,596 | 260,314 | 99,519 | 1,809,301 | 395,259 |

¹⁾ Specification, individual settlement disbursed/put into a fund up to and incl. 2024

| | |
|---|------------------|
| Disbursed, 2024 | 1,721,661 |
| Disbursed, 2023 | 73,767 |
| Put into a fund for individual settlement | 13,874 |
| Total | 1,809,301 |

7) Historical PCL debt (2009–2020), 2021–2023 – Audio

| Distribution, Audio | Audio books | Music | Radio podcasts | Total | Disbursed | Still to be disbursed |
|--|----------------|----------------|----------------|------------------|------------------|-----------------------|
| Swedish Writers' Union | 119,970 | – | – | 119,970 | 119,970 | 0 |
| Swedish Publishers Association | 83,379 | – | – | 83,379 | 83,379 | 0 |
| IFPI | – | 281,716 | – | 281,716 | 281,716 | 0 |
| SAMI | – | 301,276 | – | 301,276 | 301,276 | 0 |
| STIM | – | 301,276 | – | 301,276 | 301,276 | 0 |
| UBOS | 10,311 | 33,328 | 3,476 | 47,115 | 47,115 | 0 |
| Audio book narrators | 46,655 | – | – | 46,655 | 0 | 46,655 |
| Work being carried out on distribution agreement | – | – | 96,043 | 96,043 | 0 | 96,043 |
| Total | 260,314 | 917,596 | 99,519 | 1,277,430 | 1,134,732 | 142,698 |
| Of which disbursed | 213,660 | 917,596 | 3,476 | 1,134,732 | 1,134,732 | |

8) Historical PCL debt (2009–2020), 2021–2023 – Moving images

| Distribution, Moving Images | Moving images Own distribution system | Provision, 1% Non-European claims ²⁾ | Costs, individual settlement ³⁾ | Non- individualised ²⁾ | Swedish channels with low volumes of copying ⁴⁾ | Foreign channels with low volumes of copying ²⁾ | Swedish individual settlement ⁵⁾ | Foreign individual settlement Representa- tion agree- ments, etc. ⁵⁾ | Total | Of which disbursed/Put into a fund, Swedish and foreign ⁶⁾ | Still to be disbursed, Swedish and foreign ⁷⁾ |
|--|---|---|--|--------------------------------------|--|--|---|--|----------------|---|---|
| American rightholders via FRF | 175,616 | – | – | – | – | – | – | – | 175,616 | 175,616 | 0 |
| Visual Copyright Society in Sweden | – | 64 | 62 | – | 232 | 114 | 4,959 | 982 | 6,414 | 2,418 | 3,996 |
| Writers Guild of Sweden/ Representation agreement partners | – | 815 | 788 | – | 3,857 | 1,900 | 47,796 | 26,367 | 81,523 | 31,730 | 49,794 |
| Swedish Film & TV Producers (FRF) | 209,843 | – | – | – | – | – | – | – | 209,843 | 209,843 | 0 |
| Writers Guild of Sweden/Representation agreement partners | – | 114 | 111 | – | 519 | 256 | 8,091 | 2,347 | 11,437 | 4,208 | 7,229 |
| IFPI | 6,668 | – | – | – | – | – | – | – | 6,668 | 6,668 | 0 |
| Swedish Union of Journalists/ Representation agreement partners | – | 58 | 57 | – | 418 | 206 | 4,161 | 948 | 5,848 | 1,366 | 4,483 |
| Swedish Musicians' Union/ Representation agreement partners | – | 442 | 428 | – | 604 | 298 | 32,542 | 8,123 | 42,437 | 11,604 | 30,833 |
| SAMI | 7,091 | – | – | – | 604 | 298 | – | – | 7,992 | 7,091 | 902 |
| Swedish Union for Performing Arts and Film | | | | | | | | | | | |
| – Directors, cinematographers, editors ¹⁾ | – | 772 | 747 | – | 3,950 | 1,945 | 42,729 | 27,065 | 77,208 | 28,877 | 48,331 |
| – Actors, misc. TF other than directors | – | 1,499 | 1,450 | – | 6,722 | 3,311 | 96,402 | 40,504 | 149,888 | 51,578 | 98,310 |
| STIM | 73,051 | – | – | – | – | – | – | – | 73,051 | 73,051 | 0 |
| Swedish Union of Professional Musicians | – | – | – | – | 604 | 298 | – | – | 902 | 0 | 902 |
| UBOS | 70,756 | – | – | – | – | – | – | – | 70,756 | 70,520 | 236 |
| Still to be distributed | – | 75 | – | 7,471 | – | – | – | – | 7,546 | 0 | 7,546 |
| Total | 543,025 | 3,841 | 3,642 | 7,471 | 17,511 | 8,625 | 236,680 | 106,337 | 927,130 | 674,569 | 252,561 |
| Of which disbursed | 542,789 | – | – | – | 11,096 | – | 73,164 | 47,520 | 674,569 | | |

¹⁾ Editors receive PCL from and including 2021 in accordance with a decision made by the Swedish Union for Performing Arts and Film. For 2021, a provision of SEK 1.7 million has been made for editors from the total pot for Swedish individual settlement for directors, cinematographers, editors in 2021, which amounts to SEK 5.4 million. 2022 and 2023 have not been settled at an individual level yet.

²⁾ Presenters, translators, employees at Swedish Television (SVT) and TV4. Disbursement not started.

³⁾ Costs for individual settlement have not been determined for 2023.

⁴⁾ Grant rules for each member organisation.

⁵⁾ The breakdown between Swedish and foreign might change for 2022 and 2023 owing to Brexit.

⁶⁾ 'Put into a fund' = settled but may still need to identify and/or make disbursements to individual rightholders.

⁷⁾ 'Still to be disbursed' primarily concerns: settlement at an individual level to rightholders in Swedish productions for 2009 to 2018 and also 2022 to 2023; still to be settled with representation agreement partners for 2009 to 2011 and 2021 to 2023; and also Swedish channels with a low amount of copying for some member organisations and 2009 to 2011 and 2022 to 2023; and also cost deduction.

9) Closing liability to rightholders in Sweden

| Closing liability, 31 December 2024 for use in Sweden to RH, (SEK '000) | Collected not yet distributed | Distributed to RH, not yet disbursed | Cannot be distributed | Total |
|---|----------------------------------|---|--------------------------|------------------|
| Retransmission | 499,644 | 23,384 | 0 | 523,028 |
| Private copying levies | 680,795 | 7,158 | 0 | 687,953 |
| Other | 66,494 | 49,682 | 0 | 116,176 |
| Total | 1,246,934 | 80,224 | 0 | 1,327,157 |

10) Closing liability to rightholders

| Closing liability, 31 December 2024 to RH, (SEK '000) | Collected not yet distributed | Distributed, not yet disbursed | Cannot be distributed | Total |
|--|----------------------------------|-----------------------------------|--------------------------|----------------|
| AISGE (Spain) | 0 | 702 | 0 | 702 |
| ALCS (United Kingdom) | 0 | -117 | 0 | -117 |
| ASDACS (Australia, New Zealand) | 0 | 3 | 0 | 3 |
| BECS (United Kingdom) | 0 | 251 | 0 | 251 |
| Copydan (Denmark) ¹⁾ | 30,926 | 0 | 0 | 30,926 |
| Directors UK (United Kingdom) | 0 | 8 | 0 | 8 |
| IHM (Iceland) | 534 | 0 | 0 | 534 |
| Kopioisto (Finland) ¹⁾ | 91,934 | 0 | 0 | 91,934 |
| LITA (Slovakia) | 0 | 2 | 0 | 2 |
| Literar-Mechana (Austria) | 0 | 5 | 0 | 5 |
| Norwaco (Norway) ¹⁾ | 48,858 | 0 | 0 | 48,858 |
| SACD and SCAM (Belgium, France, Luxembourg, Monaco) | 0 | 855 | 0 | 855 |
| Screen Craft Rights (United Kingdom) | 0 | 0 | 0 | 0 |
| Screen Right (Australia and New Zealand) | 0 | 29 | 0 | 29 |
| SGAE (Spain) | 0 | 867 | 0 | 867 |
| Suissimage (Lichtenstein, Switzerland) | 0 | 366 | 0 | 366 |
| VdFS (Austria) | 0 | 135 | 0 | 135 |
| VEVAM (the Netherlands) | 0 | 1,286 | 0 | 1,286 |
| VG Bild-Kunst (Germany) | 0 | 8,966 | 0 | 8,966 |
| VG Wort (Germany) | 0 | 1,702 | 0 | 1,702 |
| UBOS | 0 | 0 | 0 | 0 |
| YLE (Finland) | 0 | 0 | 0 | 0 |
| Total | 172,251 | 15,060 | 0 | 187,311 |

¹⁾ Funds collected for use of rights in the Nordic countries relating to Swedish channels are attributed to RH in conjunction with funds being added to those for the use of rights in Sweden.

11) Funds disbursed during the year broken down by collection year

| | 2024 | 2023 | 2022 | 2021 | 2020 | 2019 | 2018 | 2017 | 2016 | 2015 | 2014 | 2013 and earlier | Unspecified | Total |
|-------------------|--------|---------|---------|-----------|-------|------|------|------|--------|-------|-------|------------------|-------------|-----------|
| Amount (SEK '000) | 59,137 | 203,226 | 234,122 | 1,290,445 | 1,933 | 600 | 628 | 269 | 11,921 | 1,062 | 1,582 | 2,037 | 303 | 1,807,265 |

